

SANSKAR PUBLIC SCHOOL, RAIGARH

Identity Through Education

KABIR CHOWK, ODISHA ROAD, RAIGARH (C.G.)

SUMMER ASSIGNMENT

2024-25

CLASS - III

*Keep your child's brain active over break
without let them knowing they are doing
'Homework'*

NAME - _____



Dear Parents,

We wish you and your child a very happy summer holiday. It's time to enjoy and create a bond with family, friends and relatives. To utilize this time in the most constructive way we have prepared Holiday Homework for the students on the principle of "learning by doing" for his/her holistic development.

Kindly ensure that the holiday homework is completed by the students under the guidance of the parents.

WE AIM AT ALL ROUND DEVELOPMENT OF OUR STUDENTS



- ❖ **Physical Development-** Encourage your child to go for a walk outside & play outdoor games.
- ❖ **Language Development-** Encourage your child to converse in English.
- ❖ **Social Emotional & Personal** –Spend time with your child and share feelings.
- ❖ **Cognitive**–Motivate your child to read, write and learn with fun based activity.
- ❖ **Sensory & Motor** –Encourage your child to indulge in art and craft to enhance creativity skills.





GENERAL INSTRUCTIONS TO BE FOLLOWED WHILE DOING
SUMMER ASSIGNMENT

- ✚ **The child will be assessed for the neat handwriting, presentation, creativity and submission of the work on time.**
- ✚ **MARKS WILL BE INCLUDED IN SCORECARD.**
- ✚ **Parents must make their ward revise the syllabus taught in the month of April.**
- ✚ **Parents can be facilitator at home but the work should be done independently by the child in his/her own handwriting.**

Thank You



**hAPPY
SUMMER
hOLIDAYS**



1. Help your parents in household work.
2. Manage your time.
3. Help needy people.
4. Practice English communication.
5. Do your own work.
6. Drink plenty of water and eat healthy food.
7. Save water, electricity and food.
8. Keep yourself clean.
9. Keep your things properly.
10. Do yoga, exercise or meditation daily.





Reading:

Read the following chapter and underline the new words.

- Unit - II - Adventure
- Chapter- 4 Aladdin

Writing:

- Complete the Page no -17 (five sentences in common nouns) in Your English Book-Firefly.
- Complete the skill focus of Page no -13(Reading) and 14(Writing) in your English Grammar Book.

Speaking:

- Prepare a short speech on “My favourite hobby”

Listening -

- Listen English story from your family member

Cursive Writing

Write one proverb/thought of the day daily in English Grammar Notebook.

For example -

The early bird gets the worm.

ACTIVITY: 1
(WRITTEN ASSESSMENT)

Do this activity in your grammar copy by writing complete sentences



First I saw the white bear, then I saw the black;
Then I saw the camel with a hump upon his back;
Then I saw the grey wolf, with mutton in his maw;
Then I saw the wombat waddle in the straw;
Then I saw the elephant a-waving of his trunk;
Then I saw the monkeys—mercy, how unpleasantly
they smelt!



Questions:

1. What colors were the two bears?

2. What did the camel have upon his back?

3. What did the wombat do in the straw?

4. Which is the last animal that was seen?

5. Which animal was having the trunk?

ACTIVITY: 2

Complete it in your grammar copy

Choose the correct article:

1. He is _____ very intelligent boy.

- i) a ii) an

2. He did _____ very good job.

- i) a ii) an

3. I want to eat _____ apple.

- i) a ii) an

4. She has _____ very nice nature.

- i) a ii) an

5. He wants to buy _____ umbrella.

- i) a ii) an

6. John has _____ paino.

- i) a ii) an

7. Brian has bought _____ new car.

- i) a ii) an

8. It was _____ interesting game.

- i) a ii) an

ACTIVITY: 3

Complete it in your grammar copy



your
basket

off
farm

its
sit

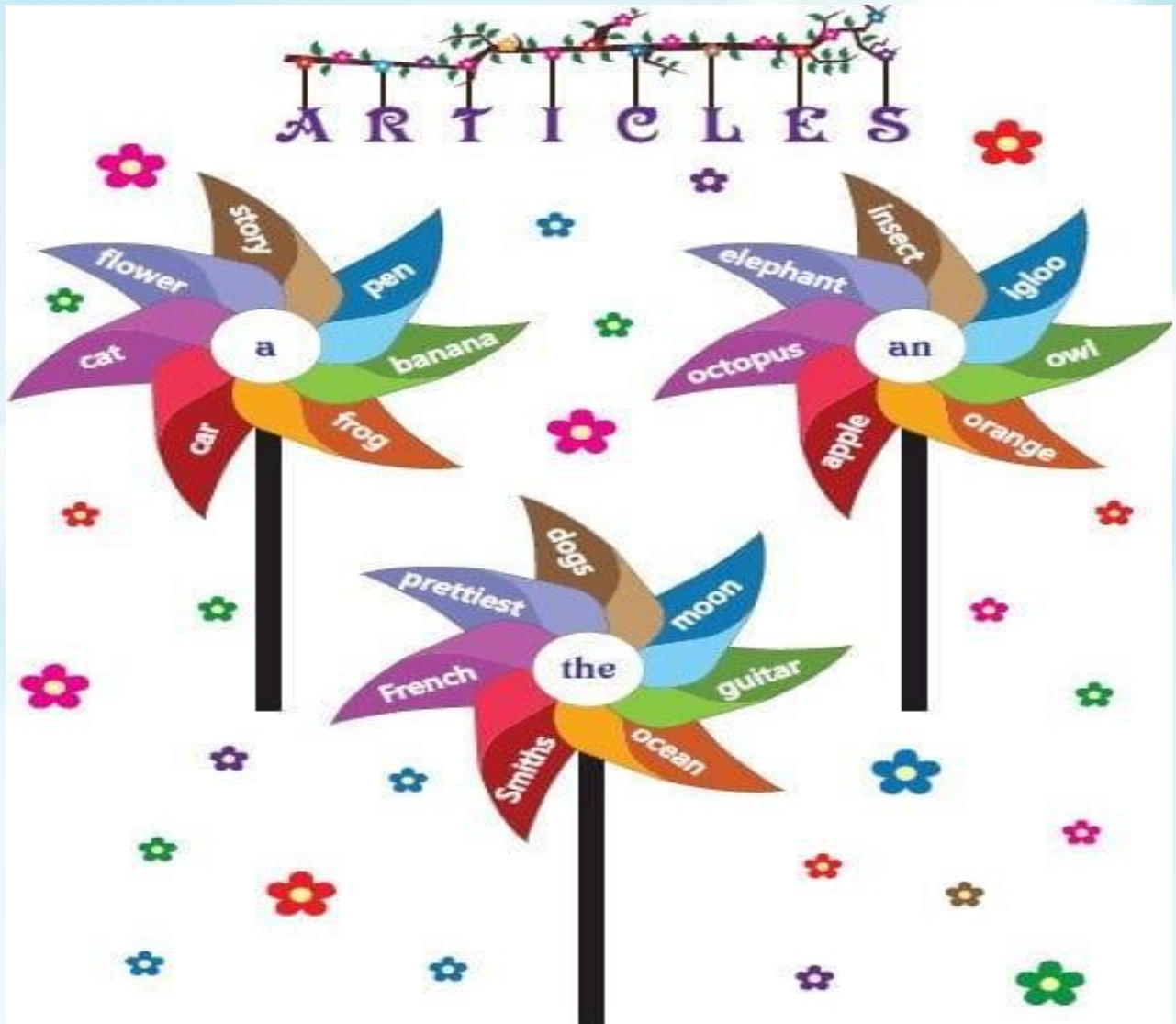
letter
garden

My class went on a trip to a _____. The farmer asked us, "What is _____ favorite animal?" He said, "We are going to see lots of animal?." So we got into the tractor. I got to _____ with my best friend. It was time to get _____ and see the animals. Then, we saw the plants. When we got to the _____ we picked some vegetables and put them into a _____. When we went back to school, we all wrote a _____ to the farmer telling him thank you. I also wrote "_____great!"

ACTIVITY: 4

SUBJECT ENRICHMENT TASK

Use your creativity for making “Articles Flower” in your grammar copy. One is given as an example.



LEARNING OUTCOMES

Students will enhance their reading, writing and speaking skills.



पाठ पठन -

- पाठ-3 रसगुल्ले की जड़ पाठ पढ़कर नवीन शब्द रेखांकित कीजिये ।
- तेनालीराम की चतुराई की कोई एक कहानी अपने परिवार के एक सदस्य से सुनिए ।

लिखित -

- हिन्दी पाठ्य पुस्तक से पृष्ठ क्रमांक 23 और 24 पूर्ण कीजिए ।

ACTIVITY: 1

हिन्दी व्याकरण पुस्तक के पृष्ठ क्रमांक 79 में यह कार्य पूर्ण कीजिए –

- दिए गए अपठित गद्यांश को पढ़कर पूछे गए प्रश्नों के उत्तर लिखो।



पुस्तकों को हमारा सबसे अच्छा मित्र माना गया है। ये ज्ञान देने के साथ-साथ हमारा मनोरंजन भी करती हैं। पुस्तकों से हम तरह-तरह की जानकारियाँ हासिल कर सकते हैं। गणित, हिंदी, अंग्रेज़ी आदि विषयों की पुस्तकें हमें ज्ञान देती हैं। कहानियों की पुस्तकें हमें सच्चाई, ईमानदारी, परोपकार आदि की सीख देती हैं। पुस्तकालय में विभिन्न विषयों की पुस्तकें होती हैं। यहाँ हर कोई अपनी पसंद की पुस्तकें पढ़ सकता है।

क. हमारा सबसे अच्छा मित्र किसे माना गया है?

ख. पुस्तकें ज्ञान देने के अलावा और क्या करती हैं?

ग. कहानियों की पुस्तकें हमें क्या सिखाती हैं?

घ. पुस्तकालय की क्या विशेषता होती है?

ACTIVITY: 2

SUBJECT ENRICHMENT TASK

हिन्दी व्याकरण पुस्तक के पृष्ठ क्रमांक 72 में यह कार्य पूर्ण कीजिए –

- कहानी को ध्यान से सुनो और सही विकल्प पर गोला लगाओ।

एक चालाक लोमड़ी थी। उसकी एक सारस से दोस्ती हो गई। सारस बहुत सीधा था। लोमड़ी ने सारस को अपने घर खाने पर बुलाया। सारस के आने पर उसने थाली में खिचड़ी परोसी। लंबी चोंच के कारण सारस खिचड़ी नहीं खा पाया। वह लोमड़ी की चालाकी समझ गया।

अगले दिन सारस ने लोमड़ी को अपने घर खाने पर बुलाया। सारस ने सुराही में सूप परोसा। सुराही में गरदन न डाल पाने के कारण लोमड़ी सूप नहीं पी पाई। लोमड़ी अपनी गलती समझ गई। उसने सारस से माफ़ी माँगी।



क. लोमड़ी ने सारस को अपने घर किसलिए बुलाया था?

खाना खिलाने के लिए बातचीत करने के लिए मज़ाक उड़ाने के लिए

ख. लोमड़ी ने सारस के लिए खिचड़ी किसमें परोसी?

प्याले में सुराही में थाली में

ग. सारस खिचड़ी क्यों नहीं खा पाया?

पंख लंबा था चोंच लंबी थी भूख नहीं थी

घ. सारस ने लोमड़ी के लिए सूप किसमें परोसा?

सुराही में थाली में गिलास में

ACTIVITY: 3

विद्यार्थी यह कार्य अपनी हिन्दी व्याकरण कॉपी में करेंगे –

संयुक्त व्यंजन (र का प्रयोग)

स्वर रहित 'र' को व्याकरण में रेफ़ कहते हैं।

- यह दो वर्णों के बीच में आता है और अपने आगे वाले वर्ण के ऊपर लग जाता है।
- यदि आगे वाला वर्ण मात्रायुक्त होता है तो यह उसकी मात्रा में जुड़ जाता है।

- 1 नि + र + जीव — निर्जीव
- 2 ब + र + फी — _____
- 3 व + र + दी — _____
- 4 वा + र + षिक — _____
- 5 भ + र + ती — _____
- 6 उ + र + मि — _____
- 7 ग + र + वीला — _____
- 8 ग + र + वित — _____
- 9 नि + र + दोष — _____
- 10 नि + र + आशा — _____
- 11 ह + र + षित — _____
- 12 नि + र + जीव — _____

ACTIVITY: 4

WRITTEN ASSESSMENT

अपनी व्याकरण पुस्तक से अनेक शब्दों से एक शब्द को याद कीजिए और हिन्दी व्याकरण पुस्तक के पृष्ठ क्र. में 54 और 55 के कार्य को पूर्ण कीजिए

अनेक शब्द

जो खेती करते हैं
जो लेखन करते हैं
जो गाना गाती हैं
जो कविता लिखते हैं
जो मिट्टी के बरतन बनाते हैं
जो मूर्तियाँ बनाते हैं
जो लोहे का काम करते हैं
जो देश की रक्षा करते हैं
जो बीमार का इलाज करते हैं
जो मिठाइयाँ बनाते हैं
जो घर की रखवाली करते हैं
जो मेहनत करते हैं
जिसके पास ज्ञान है
जो अपने देश का हो
जो वर्ष में एक बार हो
जो मांस का आहार करते हैं
जो फलों का आहार करते हैं
जहाँ भोजन पकाया जाता है
जहाँ रोगियों का इलाज होता है
जहाँ देखने के लिए पशु-पक्षी रखे जाते हैं

एक शब्द

किसान
लेखक
गायिका
कवि
कुम्हार
मूर्तिकार
लुहार
सैनिक
डॉक्टर
हलवाई
चौकीदार
मेहनती
ज्ञानी
स्वदेशी
वार्षिक
मांसाहारी
फलाहारी
रसोईघर
अस्पताल
चिड़ियाघर

LEARNING OUTCOMES

छात्र अपने पढ़ने, लिखने और बोलने के कौशल को बढ़ाएंगे।



Do this worksheet in your maths copy

WORKSHEET

(Q no. 1 to 5 – WRITTEN ASSESSMENT)

1. Write the place of the underlined digit:

- a) Mahatma Gandhi was born in the year 1869. _____
- b) He went to South Africa in 1893. _____
- c) Gandhiji came back to India in 1915. _____
- d) He led the Quit India movement in 1942. _____
- e) He helped India get freedom in 1947. _____

2. Form a number with

- a) 4 in the thousands place 3 in the hundreds place 7 in the tens place 1 in the ones place _____
- b) 2 in the hundreds place 0 in the ones place 9 in the tens place 6 in the thousand place _____

3. Rohit is playing with papa's calculator. He has typed 4326 on it. What would Rohit get if he adds and subtracts

- a) 1 to 4326? _____
- b) 10 to 4326? _____
- c) 100 to 4326 _____
- d) 1000 to 4326? _____

4. Which letters are present in even places in these words? (From the left)

- a) EDUCATION _____
- b) GRAMMAR _____
- c) ACCOMODATION _____

5. Take out all your coursebooks of MATHS, EVS, HINDI and ENGLISH. Write down the number of pages in each textbook. Add these numbers. Did you get an even number or an odd number?

6. Learn multiplication tables of 2 to 12 and write down in maths notebook.




























ACTIVITY: 2


(SUBJECT ENRICHMENT TASK)

Do this worksheet in your maths copy

Tom, Gary, Lily, Risa and Cel recorded their sticker collection in a pictograph.

Number of stickers

Tom								
Gary								
Lily								
Risa								
Cel								

 = 2 stickers

1. Who collected 10 stickers? _____
2. How many stickers did Risa collect? _____
3. How many stickers did Lily collect? _____
4. Who collected the most stickers? _____
5. How many more stickers did Lily collect than Tom? _____
6. How many stickers did Gary and Risa collect? _____

ACTIVITY: 3

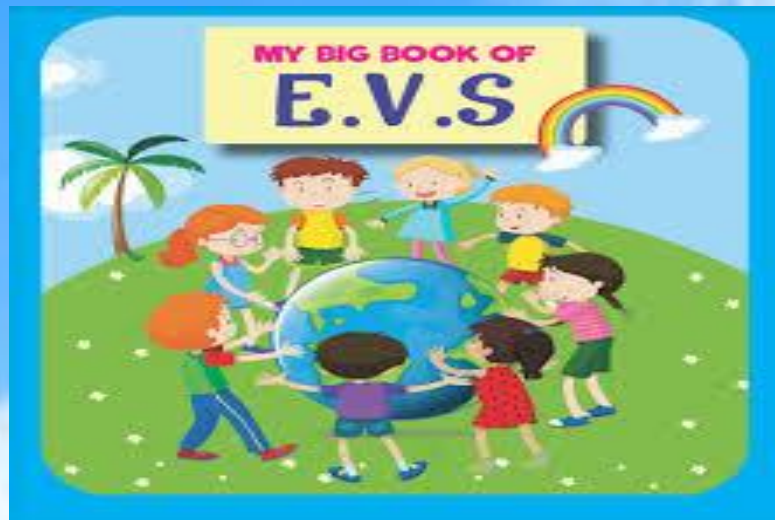
Do the worksheet in your math notebook -

Fill in the correct hundreds, tens and ones place for the given number.

Number	Hundreds, Tens and Ones	Expanded Form
514	_____ hundreds _____ tens _____ ones	____ + ____ + ____ = ____ ____ + ____ + ____ = ____
983	_____ hundreds _____ tens _____ ones	____ + ____ + ____ = ____ ____ + ____ + ____ = ____
727	_____ hundreds _____ tens _____ ones	____ + ____ + ____ = ____ ____ + ____ + ____ = ____
651	_____ hundreds _____ tens _____ ones	____ + ____ + ____ = ____ ____ + ____ + ____ = ____
358	_____ hundreds _____ tens _____ ones	____ + ____ + ____ = ____ ____ + ____ + ____ = ____
284	_____ hundreds _____ tens _____ ones	____ + ____ + ____ = ____ ____ + ____ + ____ = ____

LEARNING OUTCOMES

Students will develop their analytical and problem solving skills.



Do this worksheet in your EVS notebook -

ACTIVITY: 1

My Body

Rearrange the letters to find the names of Body parts

- | | | | |
|---|--------------|---|-----------|
| A | rea..... | E | gel..... |
| B | ahnd..... | F | yees..... |
| C | oens..... | G | daeh..... |
| D | infegsr..... | H | cnek..... |

Fill in the blanks

- A We can run with this part of body.....
- B Total number of fingers in one hand.....
- C Total number of toes an both legs.....
- D We can see anything with this body part.....
- E We can lift any object with this body parts.....

Draw the followings

- A Eyes
- B Ears
- C Nose
- D Hand

ACTIVITY: 2
WRITTEN ASSESSMENT

Do this worksheet in your EVSnotebook

4th Grade Science

The Five Senses Word List



Each of the words in the Word Box below is related to the five senses – smelling, tasting, touching, hearing and seeing. Write them under the category to which they belong:
(Find the solution on the next page.)

Help Box

Putrid Sour Soft Music Sunrise Jasmine Tongue Rub
Shriek Blink Breathe Food Velvet Argument Violet
Perfume Bitter Pat Conversation Rainbow

Categories

Smell

Taste

Touch

Hear

See



EVS ACTIVITY: 3
SUBJECT ENRICHMENT TASK

Make the model according to your roll no.

III A	
Roll No.	Working model/Chart paper
1 to 4	Any internal organ model
5 to 10	Types of occupations in chart paper
11 to 14	Types of plants in chart paper
15 to 20	Solar system model
21 to 24	Day and night model
25 to 30	Life cycle of frog

III B	
Roll No.	Working model/Chart paper
1 to 4	Sense organs chart
5 to 10	Life cycle of butterfly model
11 to 14	Types of leaves (herbarium)
15 to 20	Phases of moon
21 to 24	Road safety signs
25 to 30	First aid box

NOTE :

Prepare at least 5 lines on your model. All the models will be displayed in the month of June in Science Exhibition.

EVS ACTIVITY: 4

You are visiting your maternal grandmother's house in the summer season. Enjoy meeting all the relatives and collect the information and present them beautifully in the form of table given below as an example –

Do the activity in your notebook.

S. N.	NAME OF PERSON	YOUR RELATION WITH THE PERSON	FAVOURITE HEALTHY HABIT THEY FOLLOW	FAVOURITE FRUIT	FAVOURITE VEGETABLE



LEARNING OUTCOMES

Students will develop scientific aptitude, logical and rational thinking.



DRAWING

**Do page no. 8 to 11 in
your drawing book
nicely.**



National Doctor's Day is celebrated to express gratitude and show thankfulness towards doctors who work hard to save the life of others. They are like Gods who save lives and encourage people to live.

Make a Doctor's Day card to thank the doctors who protect us and save our lives -

